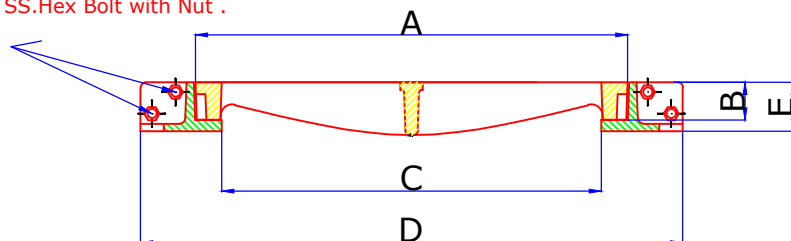
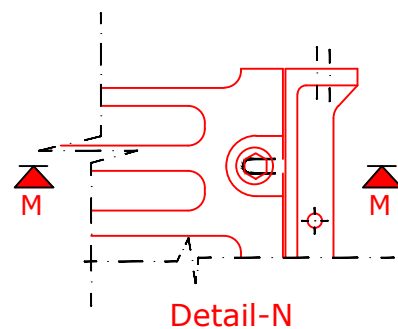


PLAN

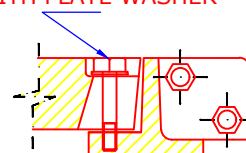
Frames are connected coupled
M10 SS.Hex Bolt with Nut .



SECTIONAL VIEW



M-10.S.S HEX BOLT
WITH PLATE WASHER



SECTION M-M

DRG. NO.	OVER ALL WIDTH OF GRATING A (mm)	GRATING THICKNESS B (mm)	CLEAR OPENING C (mm)	GRATING LENGTH L (mm)	OVER ALL FRAME WIDTH D (mm)	FRAME DEPTH E (mm)	LOADING (kN)	NO. OF GRATING
CH-5075F	570	50	500	750	740	70	900	1

DATE : 09-04-16

DRAWN BY : GK

CHECKED BY: KM

APP.BY: AB

DESCRIPTION :

500X750 MM CLEAR OPENING DUCTILE
IRON LOADING CLASS F 900
CHANNEL GRATING & BEARER
BARS WITH BOLTED CONDITION.

REV : 0

SCALE : NTS

ALL DIMENSIONS ARE
IN MM