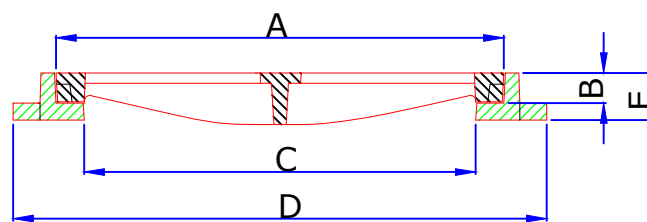
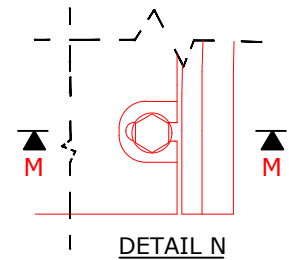


PLAN VIEW

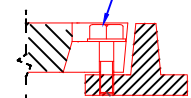


SECTIONAL VIEW

**LOCKING
ARRANGEMENT**



M-10 S.S. HEX BOLT
WITH PLATE WASHER



SECTION M-M

DRG. NO.	OVER ALL WIDTH OF GRATING A (mm)	GRATING THICKNESS B (mm)	CLEAR OPENING C (mm)	GRATING LENGTH L (mm)	OVER ALL WIDTH FRAME D (mm)	FRAME DEPTH E (mm)	LOADING (kN)
CH-2	400	26	350	750	480	42	400

DATE : 14-03-2018	DESCRIPTION : 350x750 MM CLEAR OPENING LOADING CLASS D-400 DUCTILE IRON CHANNEL GRATING & BEARER BARS WITH BOLTED CONDITIONS	REV : 0
DRAWN BY : GK		SCALE : NTS
CHECKED BY: KM		ALL DIMENSIONS ARE IN MM
APP.BY: AB		